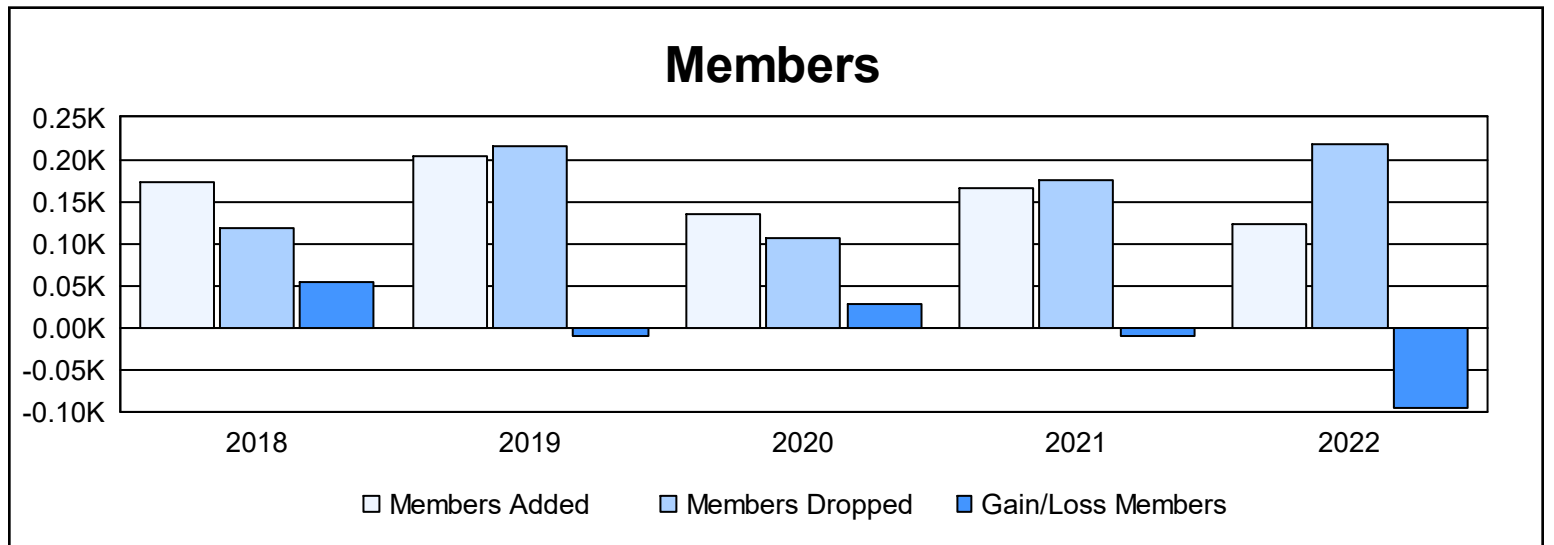
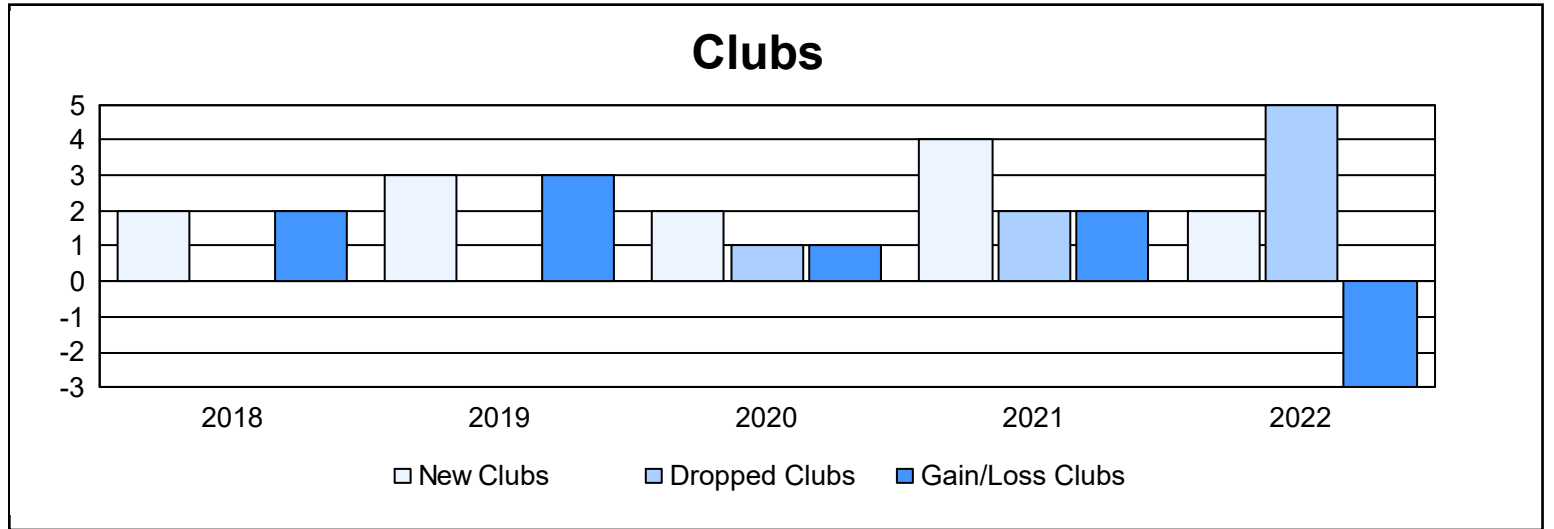
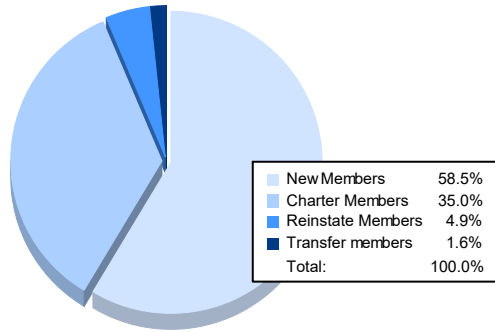


Year	New Clubs	Dropped Clubs	Gain/Loss Clubs	New Members	Charter Members	Reinstate Members	Transfer Members	Total Member Added	Total Members Dropped	Gain/Loss Members
2017-2018	2	0	2	114	50	4	4	172	117	55
2018-2019	3	0	3	83	112	8	1	204	215	-11
2019-2020	2	1	1	73	49	9	3	134	106	28
2020-2021	4	2	2	57	102	3	3	165	176	-11
2021-2022	2	5	-3	72	43	6	2	123	219	-96
<b>Average</b>	<b>3</b>	<b>2</b>	<b>1</b>	<b>80</b>	<b>71</b>	<b>6</b>	<b>3</b>	<b>160</b>	<b>167</b>	<b>-7</b>



### Membership Composition June 2022 Cumulative



### Gender Composition June 2022 Cumulative

